

Closed-form Distribution and Analysis of a Combined Nakagami-lognormal Shadowing and Unshadowing Fading Channel

Rupender Singh and Meenakshi Rawat

Indian Institute of Technology, Roorkee, India

Abstract—The realistic wireless channels face combined (time shared) Nakagami-lognormal shadowing and unshadowing fading because of time varying nature of radio channel and mobile user. These channels can be modeled as time-shared sum of multipath-shadowing and unshadowing Rician distributions. These fading create severe problems in long distance wireless systems where multipath fading is superimposed on shadowing fading (called multipath-shadowing fading). The multipath effect can be modeled using Rayleigh, Rician, Nakagami-m or Weibull distribution and shadowing effect is modeled using lognormal distribution. In this paper, authors present a new closed-form probability distribution function of a Nakagami-lognormal fading channel. Using this result, the closed-form expression of combined Nakagami-lognormal shadowing and unshadowing fading is presented. The obtained closed-form result facilitates to derive the important performance metrics of a communication system such as amount of fading, outage probability, and average channel capacity in closed-form expressions.

Keywords—multipath shadowing fading, outage probability, propagation, wireless communication system.

1. Introduction

The propagation of radio wave through wireless channels is intricate phenomenon characterized by multipath and shadowing effects [1]. This scenario frequently observed with slow moving or stationary user [2]. So the resultant signal at receiver is observed as multipath-shadowing faded signal. Several multipath-shadowing fading models have been presented in [3]–[5]. The precise mathematical expressions and descriptions of this phenomenon are either too complex or unknown for using in real communication system. Based on different experimental observations, lognormal distribution can be used to model shadowing effects [5]–[7] and multipath effect can be captured by using distribution such as Nakagami-m, Rayleigh and Rician distribution [8]. A multipath-shadowing fading scenario are often encountered in a real scenarios. Modeling of composite fading attracts attention due to its role in analyzing the wireless systems such as MIMO and cognitive radio and in the modeling of interferences in cellular phone network. Further, due to mathematical complexity in the closed-form expressions of lognormal based composite models, various ap-

proximations to log normal have been suggested. In [9], the Gamma distribution is suggested as an alternative approach to lognormal to model shadowing effect. In [10], a composite Nakagami/N-Gamma distribution is considered and performance metrics such as outage probability and biterror rate for receiver are analyzed. The work in [2] analyses the composite Nakagami-lognormal (NL) fading approximating lognormal shadowing as an Inverse Gaussian (IG) distribution, thus, ensuring the resultant expression in the closed-form. In [11], [12] a multipath-shadowing fading is represented as a series of Nakagami-Mixtures of Gamma distribution. In [13], considering Nakagami-lognormal composite fading, second-order statistics of fading channel has been studied. They expressed probability distribution function in closed form using Gauss-Hermite quadrature function. However, combined NL shadowing and unshadowing fading scenario has got little attention till date in terms of closed-form PDF and is not reported in literature and thus, hampering further analytical derivation of important performance metric such as amount of fading (AOF), average channel capacity, and outage probability.

In the case of mobile user there is the possibility of receiving signal from both line of sight (LOS) and shadowing path. This concept was discussed in [1], [14]. In early 1990s, Lutz *et al.* [15] and Barts and Stutzman [16] found that total fading for land-mobile satellite systems can be viewed as combination of unshadowed fading and a multipath-shadowing fading [1]. Statistical modeling of this realistic scenario has also received a little attention in research community until date.

In this paper, the goal is to obtain the closed-form expression of Nakagami-lognormal (NL) distribution using Holtzman approximation [17] for the expectation of the function of a normal variant. The closed-form expression facilitates to obtain a simple analytical approximation of the probability density function (PDF) of combined NL shadowing and unshadowing (Rician) fading. Further, the proposed closed-form PDF leads to the derivation of the closed-form solution of the performance metrics of communication system such as AOF, outage probability P_{out} and channel capacity C/B using Meijer G function for both multipath-shadowing fading as well as combined shadowing and unshadowing fading channel.

The remainder of the paper is organized as follows. In Section 2 the closed-form expression of NL distribution is obtained and using it, the distribution of combined fading is expressed. AOF for the composite fading channels is derived followed by combined fading using Kummer confluent hyper geometric function in Section 3. In Section 4, performance measure such as P_{out} of the communication system is analyzed. The derivation of average channel capacity for both the composite fading as well as combined fading is derived in Section 5. This is followed by results and discussion in Section 6. Finally conclusions are given in Section 7.

2. The PDF of Combined NL Shadowing and Unshadowing Distribution

2.1. PDF of NL Shadowing

In this section, a closed-form of Nakagami-lognormal composite fading is derived where Nakagami- m represents multipath effect and lognormal model capture the effect of shadowing. PDF of signal to noise ratio (SNR) of NL shadowing can be obtained by averaging the conditional PDF of NL distribution over lognormal fading. Conditional Nakagami- m distribution is given as [1], [2]:

$$p\left(\frac{\gamma}{w}\right) = \frac{m^m \gamma^{m-1}}{w^m \Gamma(m)} e^{-\frac{m\gamma}{w}}; \quad \gamma \geq 0, \quad (1)$$

where $\Gamma(\cdot)$ is Gamma function and m is the Nakagami- m fading parameter. The parameter γ is the average SNR at the receiver. Here, w is slowly varying power and modeled using lognormal distribution:

$$p(w) = \frac{1}{\sigma w \sqrt{2\pi}} e^{-\frac{(\log_e w - \mu)^2}{2\sigma^2}}; \quad w \geq 0, \quad (2)$$

where the parameters μ and σ are mean and standard deviation, respectively of random variable (RV) $\log_e w$. They can be expressed in decibels by $\sigma_{dB} = \xi \sigma$ and $\mu_{dB} = \xi \mu$, where $\xi = 10/\ln 10$ [6]. Averaging the PDF of Eq. (1) w.r.t. Eq. (2), we have PDF of composite NL fading:

$$p(\gamma) = \int_0^\infty p\left(\frac{\gamma}{w}\right) p(w) dw. \quad (3)$$

Substituting the PDFs from Eqs. (1) and (2), into Eq. (3), we have

$$p(\gamma) = \int_0^\infty \left\{ \frac{m^m \gamma^{m-1}}{w^m \Gamma(m)} \exp\left(-\frac{m\gamma}{w}\right) \right\} \times \left\{ \frac{1}{\sigma w \sqrt{2\pi}} e^{-\frac{(\log_e w - \mu)^2}{2\sigma^2}} \right\} dw. \quad (4)$$

It is difficult to calculate the result in closed-form. In this work, the approach proposed by Holtzman [17], [18]. Taking $\log_e w = x$ in Eq. (2):

$$p(\gamma) = \int_0^\infty \psi(\gamma, x) \left\{ \frac{1}{\sigma \sqrt{2\pi}} e^{-\frac{(x-\mu)^2}{2\sigma^2}} \right\} dx. \quad (5)$$

Then, finally PDF of NL fading is:

$$p(\gamma) = \frac{2}{3} \psi(\gamma; \mu) + \frac{1}{6} \psi(\gamma; \mu + \sigma\sqrt{3}) + \frac{1}{6} \psi(\gamma; \mu - \sigma\sqrt{3}), \quad (6)$$

where

$$\psi(\gamma, x) = \frac{m^m \gamma^{m-1}}{e^{x^m} \Gamma(m)} e^{-\frac{m\gamma}{e^x}}. \quad (7)$$

Using Eqs. (6) and (7), CDF of NL fading is derived as:

$$P(\gamma) = \sum_{i=1}^3 d_i \Gamma(\gamma, m), \quad (8)$$

where, $\Gamma(\cdot, \cdot)$ is incomplete Gamma function and d_i ($i = 1, 2, 3$) are $\frac{2}{3}, \frac{1}{6}, \frac{1}{6}$.

2.2. PDF of the Combined NL Shadowing and Unshadowing Fading

Considering the case of mobile user there is a possibility of receiving signal from both LOS and shadowing path. So combined PDF of instantaneous SNR γ is [14]

$$p(\gamma) = (1 - A) \times \text{PDF of Rician fading} + A \times \text{PDF of NL composite shadowing fading}, \quad (9)$$

where A is shadowing time-share factor and $0 \leq A \leq 1$. When $A = 1$, only NL shadowing exists and for $A = 0$, only unshadowing (Rician) exists. For $0 < A < 1$, a mobile user moves between unshadowing and composite shadowing fading.

Rice distribution of γ (SNR per symbol) is given as [14]

$$p_{\text{rice}}(\gamma) = \frac{(1 + K)e^{-K}}{\bar{\gamma}} e^{-\frac{(1+K)\gamma}{\bar{\gamma}}} I_0\left(2\sqrt{\frac{K(1+K)\gamma}{\bar{\gamma}}}\right), \quad (10)$$

where $I_0(\cdot)$ is modified Bessel function of first kind with zero order, $\bar{\gamma}$ is average SNR per symbol and K is Rician factor [1]. Rice distribution is often used to model the propagation channel consisting of LOS and some multipath components. Using $p(\gamma)$ from Eqs. (6), (7), (9), and (10), PDF of combined NL and unshadowing fading is given as:

$$p(\gamma) = (1 - A) \times \frac{(1 + K)e^{-K}}{\bar{\gamma}} e^{-\frac{(1+K)\gamma}{\bar{\gamma}}} \times I_0\left(2\sqrt{\frac{K(1+K)\gamma}{\bar{\gamma}}}\right) + A \sum_{i=1}^3 d_i \psi(\gamma, x_i), \quad (11)$$

where x_i ($i = 1, 2, 3$) are $\mu, \mu + \sigma\sqrt{3}, \mu - \sigma\sqrt{3}$, $\psi(\gamma; x_i)$ is defined in Eq. (7) and d_i ($i = 1, 2, 3$) are $\frac{2}{3}, \frac{1}{6}, \frac{1}{6}$.

3. Amount of Fading

Amount of fading is a measure of severity of fading of the channel. In this section, the AOF of the NL fading is computed. The amount of fading is defined as [1]:

$$AOF = \frac{E[\gamma^2]}{(E[\gamma])^2} - 1. \quad (12)$$

Considering the closed-form expressions given in Eqs. (6) and (7), k -th moment of γ is given as:

$$E[\gamma^k] = \int_0^\infty \gamma^k \frac{m^m \gamma^{m-1}}{\bar{\gamma}^m \Gamma(m)} e^{-\frac{m\gamma}{\bar{\gamma}}} d\gamma, \quad (13)$$

where $\bar{\gamma} = e^x$.

Substituting $\frac{m\gamma}{\bar{\gamma}} = R$ in Eq. (13) and after some simple calculations:

$$E[\gamma^k] = \frac{\Gamma(m+k)}{\Gamma(m)} \left(\frac{e^x}{m}\right)^k. \quad (14)$$

Thus, considering all the three terms of Eq. (6):

$$E[\gamma^k] = \sum_{i=1}^3 \frac{d_i \Gamma(m+k)}{\Gamma(m)} \left(\frac{e^{x_i}}{m}\right)^k. \quad (15)$$

From Eq. (12), AOF for NL fading is given as:

$$\text{AOF} = \left[\frac{\Gamma(m+2)\Gamma(m)(\Gamma)^2(m+1)m}{\left\{ \frac{2}{3}e^{2\mu} + \frac{1}{6}e^{2\mu+2\sigma\sqrt{3}} + \frac{1}{6}e^{2\mu-2\sigma\sqrt{3}} \right\}} \right] \times \left[\frac{\left\{ \frac{2}{3}e^\mu + \frac{1}{6}e^{\mu+\sigma\sqrt{3}} + \frac{1}{6}e^{\mu-\sigma\sqrt{3}} \right\}^2}{\left\{ \frac{2}{3}e^{2\mu} + \frac{1}{6}e^{2\mu+2\sigma\sqrt{3}} + \frac{1}{6}e^{2\mu-2\sigma\sqrt{3}} \right\}} \right] - 1, \quad (16)$$

k -th moment of output SNR of combined fading is:

$$E[\gamma^k] = (1-A) \int_0^\infty \gamma^k p_{\text{rice}}(\gamma) d\gamma + A \int_0^\infty \gamma^k p_{\text{comp}}(\gamma) d\gamma. \quad (17)$$

The k -th moment of Rice distribution is given as [1]:

$$E[\gamma^k] = \frac{\Gamma(1+k)}{(1+k)^k} {}_1F_1(-k, 1; -K) \bar{\gamma}^k, \quad (18)$$

where ${}_1F_1(\cdot, \cdot; \cdot)$ is Kummer confluent hypergeometric function.

Thus, the k -th moment of combined NL and unshadowing fading is obtained by substituting Eqs. (15) and (18) in Eq. (17):

$$E[\gamma^k] = (1-A) \frac{\Gamma(1+k)}{(1+k)^k} {}_1F_1(-k, 1; -K) \bar{\gamma}^k + \sum_{i=1}^3 \frac{d_i \Gamma(m+k)}{\Gamma(m)} \left(\frac{e^{x_i}}{m}\right)^k. \quad (19)$$

Amount of fading can be obtained using Eqs. (19) and (12).

4. Outage Probability

The outage probability P_{out} is one of the standard performance criterion of communication systems operating over fading channels and it is defined as [1]:

$$P_{\text{out}}(\gamma_{th}) = \int_0^{\gamma_{th}} p(\gamma) d\gamma. \quad (20)$$

Substitution of Eq. (10) into Eq. (20) yields P_{out} of Rician fading channel and is expressed as:

$$P_{\text{out}}(\gamma_{th})_{\text{rice}} = \int_0^{\gamma_{th}} \frac{(1+K)e^{-K}}{\bar{\gamma}} e^{-\frac{(1+K)\gamma}{\bar{\gamma}}} \times I_0 \left(2\sqrt{\frac{K(1+K)\gamma}{\bar{\gamma}}} \right) d\gamma. \quad (21)$$

To solve this, $I_0(z)$ is replaced in (21) using [19] $a = \frac{1+K}{\bar{\gamma}}$, $P_{\text{out}}(\gamma_{th})_{\text{rice}}$ is given as:

$$P_{\text{out}}(\gamma_{th})_{\text{rice}} = \sum_{n=0}^{\infty} \frac{a^{n+1} e^{-K} K^n}{n!^2} \int_0^{\gamma_{th}} \gamma^n e^{-a\gamma} d\gamma. \quad (22)$$

Using Appendix 1, Eq. (22) can be computed as:

$$P_{\text{out}}(\gamma_{th})_{\text{rice}} = \sum_{n=0}^{\infty} \frac{a^{n+1} e^{-K} K^n}{n!^2} \times \left[(-a)^{n-1} (-1)^n \Gamma[1+n, a\gamma_{th}] - (-a)^{n-1} (-1)^n \Gamma[1+n, 0] \right]. \quad (23)$$

Considering the incomplete Gamma function and its relation with Kummer's confluent hypergeometric function from [20], the Eq. (23) can also be expressed as:

$$P_{\text{out}}(\gamma_{th})_{\text{rice}} = \sum_{n=0}^{\infty} \frac{a^{n+1} e^{-K} K^n}{n!^2} a^{-n-1} (1+n)^{-1} \times (a\gamma_{th})^{n+1} \times {}_1F_1(n+1, 2+n; -a\gamma_{th}). \quad (24)$$

P_{out} of NL fading can be obtained by substituting Eq. (6) into Eq. (20), which yields:

$$P_{\text{out}}(\gamma_{th})_{\text{NL}} = \sum_{i=1}^3 d_i \Gamma(\gamma_{th}, m). \quad (25)$$

Using the results of Eqs. (23) and (25), P_{out} of combined NL and unshadowing channel can be written in closed form as:

$$P_{\text{out}}(\gamma_{th}) = \sum_{n=0}^{\infty} \frac{(1-A)a^{n+1} e^{-K} K^n}{n!^2} \times \left[(-a)^{n-1} (-1)^n \Gamma[1+n, a\gamma_{th}] - (-a)^{n-1} (-1)^n \times \Gamma[1+n, 0] \right] + \sum_{i=1}^3 d_i \Gamma(\gamma_{th}, m). \quad (26)$$

5. Average Channel Capacity

The average channel capacity for fading channel is a significant performance metric as it gives an estimation of the information rate that the channel can support with small probability of error. Channel capacity is defined as [21]:

$$\frac{C}{B} = \int_0^\infty \log_2(1+\gamma) p(\gamma) d\gamma. \quad (27)$$

Using Eq. (10) into Eq. (27), the average channel capacity of Rician fading channel is given as:

$$\frac{C}{B}_{\text{rice}} = \int_0^\infty \log_2(1+\gamma) \frac{(1+K)e^{-K}}{\bar{\gamma}} e^{-\frac{(1+K)\gamma}{\bar{\gamma}}} \times I_0 \left(2\sqrt{\frac{K(1+K)\gamma}{\bar{\gamma}}} \right) d\gamma. \quad (28)$$

After substituting the modified Bessel function from [19] into Eq. (28) and noting the Meijer G functions from Appendix 1, an average channel capacity for Rician fading may be written as:

$$\frac{C}{B_{rice}} = \sum_{n=0}^{\infty} \frac{a^{n+1} e^{-K} K^n}{\ln(2)n!^2} \int_0^{\infty} \gamma^n G_{2,2}^{1,2} \left[\gamma \middle| 1, 1 \right] \times G_{0,1}^{1,0} \left[a\gamma \middle| 0 \right] d\gamma, \quad (29)$$

where $a = \frac{1+K}{\gamma}$, replacing n by $n - 1$ in Eq. (29) and using Appendix 1 and [21], the average channel capacity of Rician fading channel is expressed as:

$$\frac{C}{B_{rice}} = \sum_{n=-1}^{\infty} \frac{a^n e^{-K} K^{n-1}}{\ln(2)(n-1)!^2} G_{2,3}^{3,1} \left[a \middle| 0, -n, -n \right]. \quad (30)$$

After substituting Eq. (6) in Eq. (27), the channel capacity for the NL shadowing fading is given as:

$$\frac{C}{B_{NL}} = \int_0^{\infty} \log_2(1 + \gamma) \left\{ \left(\frac{2}{3} \psi(\gamma; \mu) + \frac{1}{6} \psi(\gamma; \mu + \sigma\sqrt{3}) + \frac{1}{6} \psi(\gamma; \mu - \sigma\sqrt{3}) \right) \right\} d\gamma. \quad (31)$$

From Eq. (7):

$$\frac{C}{B_{NL}} = \sum_{i=1}^3 \frac{b_i^m d_i}{\ln(2)\Gamma(m)} \int_0^{\infty} \gamma^{m-1} \ln(1 + \gamma) e^{-\gamma b_i} d\gamma, \quad (32)$$

where $b_i = m \cdot e^{-x_i}$.

Using Meijer G function from Appendix 1 in Eq. (32):

$$\frac{C}{B_{NL}} = \sum_{i=1}^3 \frac{b_i^m d_i}{\ln(2)\Gamma(m)} \int_0^{\infty} \gamma^{m-1} G_{2,2}^{1,2} \left[\gamma \middle| 1, 1 \right] G_{0,1}^{1,0} \left[b_i \gamma \middle| 0 \right] d\gamma. \quad (33)$$

Using Appendix 1, average channel capacity of NL fading is expressed as:

$$\frac{C}{B_{NL}} = \sum_{i=1}^3 \frac{b_i^m d_i}{\ln(2)\Gamma(m)} G_{2,3}^{3,1} \left[b_i \middle| 0, -m+1, -m+1 \right]. \quad (34)$$

From Eqs. (30) and (34), average channel capacity of combined NL and unshadowing channel is given in closed form as:

$$\frac{C}{B_{rice}} = \sum_{n=-1}^{\infty} \frac{(1-A)a^n e^{-K} K^{n-1}}{\ln(2)(n-1)!^2} G_{2,3}^{3,1} \left[a \middle| 0, -n, -n \right] + \sum_{i=1}^3 \frac{A b_i^m d_i}{\ln(2)\Gamma(m)} G_{2,3}^{3,1} \left[b_i \middle| 0, -m+1, -m+1 \right]. \quad (35)$$

6. Results and Discussion

In Figs. 1, 2, and 3 exact plot using Eq. (4) and proposed closed-form solution using Eq. (11) are plotted. The pro-

posed closed-form solution perfectly matches the exact solution, which confirms accuracy of proposed closed-form solution. In Figs. 1 and 2, values of A and K are fixed (0.25 and 11.9 dB, respectively) and m takes values 0.5, 2, and 4. In Fig. 3, m takes value 2 whereas values of K and A as per Table 1. Values of μ and σ are taken as -3.914 and 0.806 , respectively for heavy shadowing and -0.115 and 0.161 , respectively for average shadowing [2]. Different shadowing cases given in [22] have been considered such as urban, sub-urban and highway scenarios. The corresponding values of A (parameter showing occurrence of shadowing) and Rice factor K , for these scenarios are presented in Table 1. It is observed from the PDF of the combined NL shadowing and unshadow-

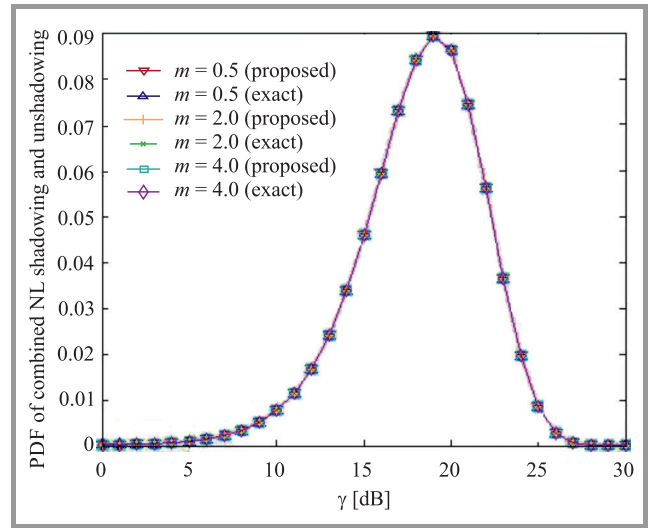


Fig. 1. PDF of combined NL shadowing and unshadowing for heavy shadowing ($\mu = -3.914$, $\sigma = 0.806$, $A = 0.25$, $K = 11.9$ dB.

(See color pictures online at www.nit.eu/publications/journal-jtit)

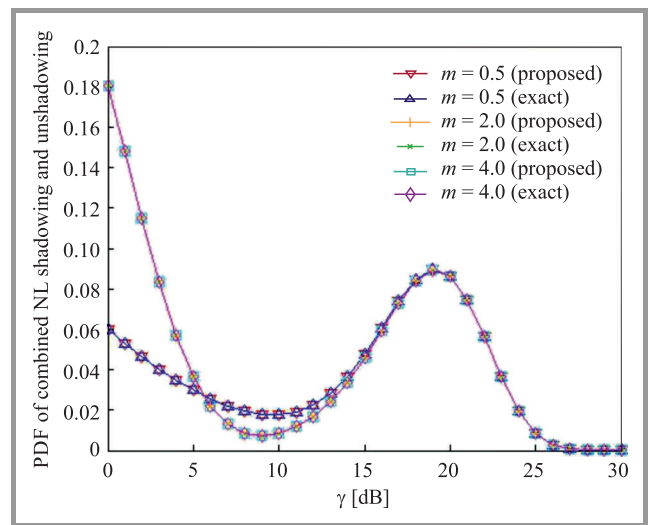


Fig. 2. PDF of combined NL shadowing and unshadowing for average shadowing ($\mu = -0.115$, $\sigma = 0.0.161$, $A = 0.25$, $K = 11.9$ dB.

ing fading that for urban scenario, the PDF is closer to NL fading and as the user moves from urban to highway, the combined PDF gets closer to Rician distribution. Thus, for highway scenario, the fading is dominated by Rician distribution. Hence, the PDF approaches the perfect Rician curve.

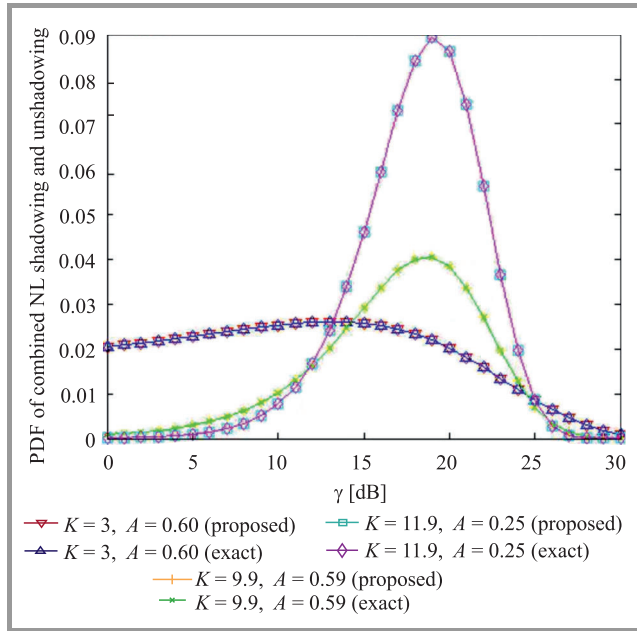


Fig. 3. PDF of combined NL shadowing and unshadowing for urban, suburban and highway ($\mu = -3.914$, $\sigma = 0.806$, $m = 2$).

In Fig. 4, AOF has been plotted for different time-share factor A . This figure gives details about variation in the total amount of fading with variation in probabilistic change in the fading conditions for a combined fading scenario. Initially, with $A = 0$, only Rician condition dominates and hence AOF remains very low. With increase in A , fading is dominated by multipath shadowing condition and hence

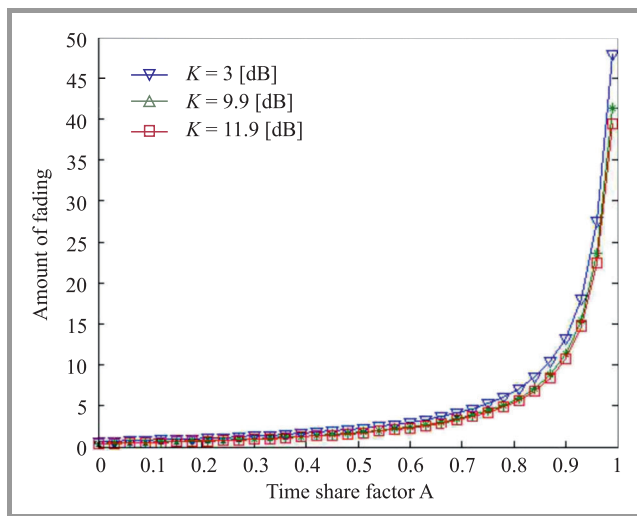


Fig. 4. Amount of fading for combined NL shadowing and unshadowing ($\mu = -3.914$, $\sigma = 0.806$, $m = 0.5$, $\bar{\gamma} = 10$ dB).

Table 1
Parameters A and K for various scenarios

Environment	A	K [dB]
Urban	0.60	3
Suburban	0.59	9.9
Highway	0.25	11.9

AOF increases with increase in A . One can also observe that AOF slightly decreases with increase in Rice factor K due to obvious reason.

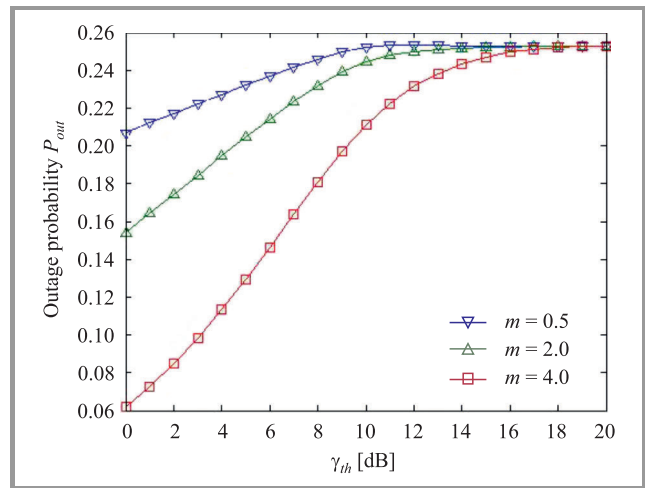


Fig. 5. Outage probability for heavy shadowing ($\mu = -3.914$, $\sigma = 0.806$, $\bar{\gamma} = 10$ dB, $A = 0.25$ and $K = 11.9$ dB).

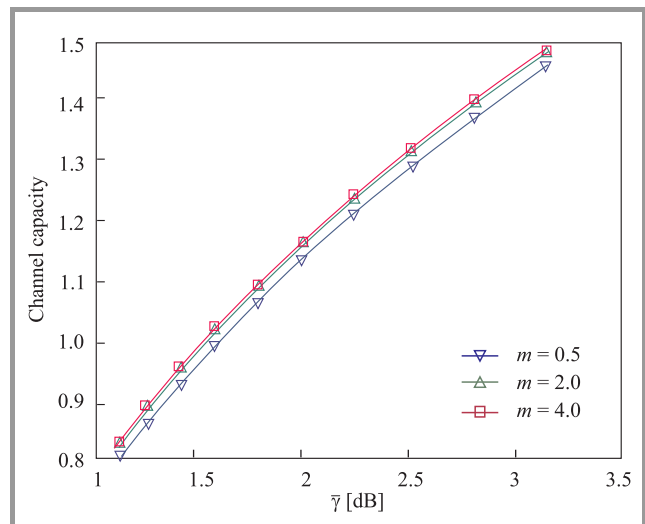


Fig. 6. Average channel capacity for combined NL shadowing and unshadowing for different values of m parameter ($\mu = -0.115$, $\sigma = 0.161$, $A = 0.25$, $K = 11.9$ dB).

P_{out} of combined fading is illustrated in Fig. 5 for different threshold level γ_{th} . As expected P_{out} increases with increase in threshold level γ_{th} . Increasing m indicates the less fluctuation of the multipath effect of composite fading, so P_{out} is expected to decrease with increase in m parameter and it is observed from the Fig. 5.

Figure 6 gives the numerical results for the average channel capacity vs average SNR $\bar{\gamma}$ for combined fading for different m parameter. As is observed the channel capacity increases with $\bar{\gamma}$ and also there is a shift in upwards direction with increase in value of m parameter. At high value of m , NL shadowing fading moves towards deterministic, which results into better channel capacity.

7. Conclusion

In this paper, the closed-form expressions for PDF of instantaneous SNR, amount of fading, outage probability, and average channel capacity of the Nakagami-lognormal fading and combined (time shared) NL shadowing and unshadowing (Rician) fading are derived. The approach uses the Holtzmanian approximations to estimate the closed-form of PDF of NL fading. The resulting Holtzman approximation for NL fading has the advantage of being in closed-form, thereby facilitating the performance evaluation of communication links over combined NL shadowing and unshadowing fading channel.

Appendix 1

$I_0(z)$ from [19]

$$I_0(z) = \sum_{n=0}^{\infty} \frac{\left(\frac{z}{n}\right)^{2n}}{n!^2}.$$

For any z [20]:

$$\int z^n e^{-az} dz = a^{-n-1} (-1)^n \cdot \Gamma(1+n, -z)$$

For any z [20]:

$$e^{-z} = G_{0,1}^{1,0} \left[z \middle| 0 \right].$$

For any z [20]:

$$\ln(1+\gamma) = G_{2,2}^{1,2} \left[z \middle| 1, 1 \right].$$

Meijer's integral from two G functions [20]:

$$\int_0^{\infty} z^n G_{2,2}^{1,2} \left[z \middle| 1, 1 \right] G_{0,1}^{1,0} \left[z \middle| 0 \right] dz = G_{2,3}^{3,1} \left[a \middle| 0, -n, -n \right].$$

References

- [1] M. K. Simon and M. S. Alouini, *Digital Communication over Fading Channels: A Unified Approach to Performance Analysis*. New York: Wiley, 2000.
- [2] A. Laourine, M.-S. Alouini, S. Affes, and A. Stephenne, "On the performance analysis of composite multipath/shadowing channels using the G-distribution", *IEEE Trans. on Commun.*, vol. 57, no. 4, pp. 1162–1170, 2009.
- [3] F. Hansen and F. I. Mano, "Mobile fading-rayleigh and lognormal superimposed", *IEEE Trans. Vehic. Technol.*, vol. VT-26, no. 4, pp. 332–335, 1977.
- [4] N. C. Sagias, G. K. Karagiannidis, P. S. Bithas, and P. T. Mathiopoulos, "On the correlated weibull fading model and its applications", in *Proc. 62nd IEEE Veh. Technol. Conf. VTC-2005-Fall*, Dallas, USA, 2005, vol. 4, pp. 2149–2153 (doi: 10.1109/VETECE.2005.1558500).
- [5] W. C. Jakes, *Microwave Mobile Communication*, 2nd ed. Piscataway, NJ: IEEE Press, 1994.
- [6] V. Khandelwal and Karmeshu, "A new approximation for average symbol error probability over log-normal channels", *IEEE Wireless Commun. Lett.*, vol. 3 no. 1, pp. 58–61, 2014.
- [7] H. Hashemi, "Impulse response modeling of indoor radio propagation channels", *IEEE J. Select. Areas Commun.*, vol. SAC-11, pp. 967–978, 1993.
- [8] S. Al-Ahmadi and H. Yanikomeroglu, "On the approximation of the generalized-k distribution by a gamma distribution for modeling composite fading channels", *IEEE Trans. on Wireless Comm.*, vol. 9, no. 2, pp. 706–713, 2010.
- [9] A. Abdi and M. Kaveh, "On the utility of Gamma PDF in modeling shadow fading (slow fading)", in *Proc. 49th IEEE Veh. Technol. Conf.*, Houston, TX, USA, 1999, vol. 3, pp. 2308–2312 (doi: 10.1109/VETECE.1999.778479).
- [10] P. M. Shankar, "A Nakagami-N-gamma Model for shadowed fading channels", *Wireless Personal Commun.*, vol. 64, p. 665–680, 2012 (doi: 10.1007/s11277-010-0211-5).
- [11] S. Atapattu, Ch. Tellambura, and H. Jiang, "Representation of composite fading and shadowing distributions by using mixtures of gamma distributions", in *Proc. of IEEE Wireless Commun. & Network. Conf. WCNC 2010*, Sydney, Australia, 2010 (doi: 10.1109/WCNC.2010.5506173).
- [12] W. Cheng, "On the Performance of Multi-node Cooperative Networks over Composite Nakagami-lognormal Fading Channels using Mixture Gamma Distribution", *Journals of Computers*, vol. 8, no. 10, pp. 2607–2614, 2013.
- [13] X. Wang, W. Wang, and Z. Bu, "Fade statistics for selection diversity in Nakagami-lognormal fading channels", *IEEE Electron. Lett.*, vol. 42, no. 18, pp. 1046–1048, 2006 (doi: 10.1049/el:20061744).
- [14] M.-S. Alouini and A. J. Goldsmith "A unified approach for calculating error rates of linearly modulated signals over generalized fading channels", *IEEE Trans. on Commun.*, vol. 47, no. 9, pp. 1324–1334, 1999.
- [15] E. Lutz, D. Cygan, M. Dippold, F. Dolainsky, and W. Papke, "The land mobile satellite communication channel: recording, statistics, and channel model", *IEEE Trans. Veh. Technol.*, vol. VT-40, pp. 375–386, 1991.
- [16] R. M. Barts and W. L. Stutzman, "Modeling and simulation of mobile satellite propagation", *IEEE Trans. Antennas Propagat.*, vol. AP-40, pp. 375–382, 1992.
- [17] J. M. Holtzman, "A simple, accurate method to calculate spread multiple access error probabilities", *IEEE Trans. Commun.*, vol. 40, no. 3, pp. 461–464, 1992.
- [18] Karmeshu and V. Khandelwal, "On the applicability of average channel capacity in log-normal fading environment", *Wireless Personal Commun.*, vol. 68, no. 4, pp. 1393–1402, 2012 (doi: 10.1007/s11277-012-0529-2).
- [19] I. S. Gradshteyn and I. M. Ryzhik, *Table of Integrals, Series, and Products*, 7th ed. Academic Press, 2007.
- [20] "Wolfram. The Wolfram functions site" [Online]. Available: <http://functions.wolfram.com> (last visited on 20th Oct, 2015).
- [21] F. El Bouanani, H. Ben-Azza, and M. Belkasm, "New results for Shannon capacity over generalized multipath fading channels with MRC diversity", *EURASIP J. on Wireless Commun. & Network.*, 2012:336, Nov. 2012 (doi: 10.1186/1687-1499-2012-336).
- [22] J. Goldhirsh and W. J. Vogel, *Handbook of Propagation Effects for Vehicular and Personal Mobile Satellite Systems*, Johns Hopkins University Applied Physics Laboratory and the University of Texas at Austin, Dec. 1998.



Rupender Singh has done his M.Tech. from Delhi Technological University (formerly Delhi College of Engineering), Delhi, India. He has received his B.Tech. from MJP Rohilkhand University, Bareilly, India. Currently he is working towards his Ph.D. from Indian Institute of Technology, Roorkee, India, with specialization in wireless

communication. He has published one book and presented 20 papers in national and international journals. His current research interest is focused on wireless communication.

E-mail: rupendersingh04cs39@gmail.com

Indian Institute of Technology

Roorkee, India



Meenakshi Rawat received the B.Tech. degree in Electrical Engineering from the Govind Ballabh Pant University of Agriculture and Technology, Uttarakhand, India, in 2006, and the M.Sc. and Ph.D. degrees in Electrical and Computer Engineering from the University of Calgary, Calgary, Canada, in 2012. From September 2012 to

June 2013, she was a Post-Doctoral Research Fellow with the University of Calgary. From July 2013 to June 2014, she was a Post-Doctoral Project Researcher/Scientist with the Ohio State University. She is currently an Assistant Professor with the Indian Institute of Technology (IIT), Roorkee, India.

E-mail: rawatfec@iitr.ac.in

Indian Institute of Technology

Roorkee, India